



USA GYMNASTICS
Official Scoring Form
Level 8 - Elite
PRELIMS

Date: February 14-15, 2015

Event: Women's Pair

Host: WOGA

Level: 11-16

CIP Signature:

Age Group:

USAG #	Competitor Name	Exercise	CIP Execution	Execution 2	Execution 3	Execution Average	CIP Artistic	Artistic 2	Artistic 3	Artistic Average	Difficulty Score	CIP Deduction	Adjusted Difficulty Score	Exercise Total	Total Score	Place
2510	661097 S. Diamond	B	8.000	7.900		7.950	7.700	8.300		8.000	10.000		10.000	25.950	53.150	4
	491996 E. Heinz	D	8.600	8.600		8.600	8.400	8.800		8.600	10.000		10.000	27.200		
AGSA		C				0.000				0.000			0.000	0.000	51.600	6
		D	8.200	8.200		8.200	8.300	8.000		8.150	10.000		10.000	26.350		
2502	441383 A. Moriarty	B	7.700	7.500		7.600	7.500	7.800		7.650	10.000		10.000	25.250	52.050	5
	440731 R. Mejia-Trujillo	D	8.200	8.200		8.200	8.300	8.000		8.150	10.000		10.000	26.350		
WOGA		C				0.000				0.000			0.000	0.000	25.850	5
		D	8.400	8.200		8.300	8.100	7.700		7.900	10.000		10.000	26.200		
2524	590878 R. Bloomfield	B	8.200	8.200		8.200	7.600	7.700		7.650	10.000		10.000	25.850	52.050	5
	264834 A. Lemmons	D	8.400	8.200		8.300	8.100	7.700		7.900	10.000		10.000	26.200		
BGC		C				0.000				0.000			0.000	0.000	54.450	3
		D	8.600	8.800		8.700	8.800	8.300		8.550	10.000		10.000	27.250		
4	64901:8 F. Stieber	B	8.500	9.000		8.750	8.400	8.500		8.450	10.000		10.000	27.200	54.450	3
	64901:9 A. Abbott	D	8.600	8.800		8.700	8.800	8.300		8.550	10.000		10.000	27.250		
SPEL		C				0.000				0.000			0.000	0.000	54.450	3
		D	8.600	8.800		8.700	8.800	8.300		8.550	10.000		10.000	27.250		



**USA
GYMNASSTICS**
Official Scoring Form
Level 8 - Elite
PRELIMS

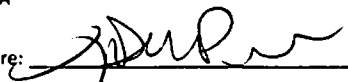
Date: February 14-15, 2015

Event: Women's Pair

Host: WOGA

Level : 11-16

CJP Signature:



Age Group:

USAG #	Competitor Name	Exercise	CJP Execution	Execution 2	Execution 3	Execution Average	CJP Artistic	Artistic 2	Artistic 3	Artistic Average	Difficulty Score	CJP Deduction	Adjusted Difficulty Score	Exercise Total	Total Score	Place
2509	484538 M. Price	B	8.700	8.800		8.750	8.500	8.000		8.250	10.000		10.000	27.000	54.700	2
	484533 A. Edwards															
AGSA		D	8.800	9.000		8.900	8.700	8.900		8.800	10.000		10.000	27.700		
		C				0.000				0.000			0.000	0.000		
5	64901-10 E. Rudyte	B	8.700	9.000		8.850	8.500	9.000		8.750	10.000		10.000	27.600	54.800	1
	64901-11 O. Hitching															
SPEL		D	8.500	8.800		8.650	8.400	8.700		8.550	10.000		10.000	27.200		
		C				0.000				0.000			0.000	0.000		
		B				0.000				0.000			0.000	0.000	0.000	
		D				0.000				0.000			0.000	0.000		
		C				0.000				0.000			0.000	0.000		
		B				0.000				0.000			0.000	0.000	0.000	
		D				0.000				0.000			0.000	0.000		
		C				0.000				0.000			0.000	0.000		



USA GYMNASTICS
 Official Scoring Form
 Level 8 - Elite
 FINALS

Date: February 14-15, 2015

Event: Women's Pair

Host: WOGA

Level: 11-16

CJP Signature: *J. P. Price*

Age Group:

USAG #	Competitor Name	Exercise	CJP Execution	Execution 2	Execution 3	Execution Average	CJP Artistic	Artistic 2	Artistic 3	Artistic Average	Difficulty Score	CJP Deduction	Adjusted Difficulty Score	Exercise Total	Total Score	Place
2509	484538 M. Price	B	8.600	9.000		8.800	9.200	8.900		9.050	10.000		10.000	27.850	27.850	1
	484533 A. Edwards	D														
AGSA		C														
5	64901-10 E. Rudyte	B	8.800	8.900		8.850	8.700	9.000		8.850	10.000		10.000	27.700	27.700	21
	64901-11 O. Hitching	D														
SPEL		C														
		B				0.000				0.000			0.000	0.000	0.000	
		D				0.000				0.000			0.000	0.000		
		C				0.000				0.000			0.000	0.000		
		B				0.000				0.000			0.000	0.000	0.000	
		D				0.000				0.000			0.000	0.000		
		C				0.000				0.000			0.000	0.000		



USA GYMNASTICS
Official Scoring Form
Level 8 - Elite
FINALS

Date: February 14-15, 2015

Event: Men's Pair

Host: WOGA

Level: 11-16

CJP Signature:

Age Group:

Entry #	Team	USAG #	Competitor Name	Exercise	CJP Execution			Execution Average	CJP Artistic			Artistic Average	Difficulty Score	CJP Deduction	Adjusted Difficulty Score	Exercise Total	Total Score	Place	
					9.300	9.300	9.300		9.300	9.200	9.250								10.000
2		64901-22	F. Windows	B	9.300	9.300	9.300	9.300	9.300	9.200	9.250	10.000			10.000	28.550	28.550	1	
				D															
				C															
				B				0.000				0.000			0.000	0.000	0.000		
				D							0.000				0.000				0.000
				C							0.000				0.000				0.000
				B				0.000				0.000			0.000	0.000	0.000		
				D							0.000				0.000				0.000
				C							0.000				0.000				0.000
				B				0.000				0.000			0.000	0.000	0.000		
				D							0.000				0.000				0.000
				C							0.000				0.000				0.000
				B				0.000				0.000			0.000	0.000	0.000		
				D							0.000				0.000				0.000
				C							0.000				0.000				0.000
				B				0.000				0.000			0.000	0.000	0.000		
				D							0.000				0.000				0.000
				C							0.000				0.000				0.000
				B				0.000				0.000			0.000	0.000	0.000		
				D							0.000				0.000				0.000
				C							0.000				0.000				0.000



USA
GYMNASTICS
Official Scoring Form
Level 8 - Elite
FINALS

Date: February 14-15, 2015

Event: Mixed Pair

Host: WOGA

Level : 11-16

CJP Signature: *[Signature]*

Age Group:

	USAG #	Competitor Name	Exercise	CJP Execution	Execution 2	Execution 3	Execution Average	CJP Artistic	Artistic 2	Artistic 3	Artistic Average	Difficulty Score	CJP Deduction	Adjusted Difficulty Score	Exercise Total	Total Score	Place
1	64901-12	R. Cowler	B													27.850	1
	64901-13	M. Jagers															
SPEL			D	9.100	9.300		9.200	8.800	8.500		8.650	10.000		10.000	27.850	27.850	1
			C														
			B				0.000				0.000			0.000	0.000	0.000	
			D				0.000				0.000			0.000	0.000		
			C				0.000				0.000			0.000	0.000		
			B				0.000				0.000			0.000	0.000	0.000	
			D				0.000				0.000			0.000	0.000		
			C				0.000				0.000			0.000	0.000		
Entry #			B				0.000				0.000			0.000	0.000	0.000	
Team			D				0.000				0.000			0.000	0.000		
			C				0.000				0.000			0.000	0.000		




USA GYMNASTICS
Official Scoring Form
Level 8 - Elite
PRELIMS

Date: February 14-15, 2015

Event: Men's Pair

Host: WOGA

Level : 11-16

CJP Signature: 

Age Group:

USAG #	Competitor Name		Exercise	CJP Execution	Execution 2	Execution 3	Execution Average	CJP Artistic	Artistic 2	Artistic 3	Artistic Average	Difficulty Score	CJP Deduction	Adjusted Difficulty Score	Exercise Total	Total Score	Place
	64901-22	64901-23															
2	B	F. Windows	B	8.800	8.700		8.750	8.600	9.000		8.800	10.000		10.000	27.550	55.200	1
	D	F. Gray	D	8.500	8.800		8.650	8.900	9.100		9.000	10.000		10.000	27.650		
	C		C				0.000				0.000			0.000	0.000		
			B				0.000				0.000			0.000			
			D				0.000				0.000			0.000			
			C				0.000				0.000			0.000			
			B				0.000				0.000			0.000			
			D				0.000				0.000			0.000			
			C				0.000				0.000			0.000			
Entry #			B				0.000				0.000			0.000			
			D				0.000				0.000			0.000			
			C				0.000				0.000			0.000			
Team			B				0.000				0.000			0.000			
			D				0.000				0.000			0.000			
			C				0.000				0.000			0.000			



USA GYMNASTICS
Official Scoring Form
Level 8 - Elite
Event Totals

Date: February 14-15, 2015

Event: Women's Pair

Host: WOGA

Level: 10

CIP Signature:

Age Group:

2568	USAG #		Competitor Name		Exercise	CJP Execution	Execution 2	Execution 3	Execution Average	CJP Artistic	Artistic 2	Artistic 3	Artistic Average	Difficulty Score	CJP Deduction	Adjusted Difficulty Score	Exercise Total	Total Score	Place		
	400965	273824	T. Berry	A. Rosillier																	
AGSA	B					8.200	8.600		8.400	8.300	8.500		8.400	9.800	1.900	7.900	24.700	51.050	1		
					D	7.800	7.800		7.800	8.300	8.800		8.550	10.000		10.000	26.350				
					C				0.000				0.000				0.000			0.000	
	B									0.000				0.000				0.000	0.000		
						D				0.000				0.000				0.000			0.000
						C				0.000				0.000				0.000			0.000
	D									0.000				0.000				0.000	0.000		
						D				0.000				0.000				0.000			0.000
						C				0.000				0.000				0.000			0.000
	Entry #					B				0.000				0.000				0.000	0.000		
						D				0.000				0.000				0.000			0.000
						C				0.000				0.000				0.000			0.000
Team					C				0.000				0.000				0.000	0.000			
					D				0.000				0.000				0.000			0.000	
					C				0.000				0.000				0.000			0.000	



**USA
GYMNASTICS**
Official Scoring Form
Level 8 - Elite
Event Totals

Date: February 14-15, 2015

Event: Women's Group

Host: WOGA

Level : 10

CJP Signature:



Age Group:

Entry #	Team	USAG #	Competitor Name	Exercise	CJP Execution			Execution Average	CJP Artistic	Artistic 2	Artistic 3	Artistic Average	Difficulty Score	CJP Deduction	Adjusted Difficulty Score	Exercise Total	Total Score	Place
					7.200	7.300	8.000	7.250	7.400	7.700		7.550	10.000	1.300	8.700	23.500	49.500	1
2565	ATA	448542	T. Witana	B	7.200	7.300	8.050	7.400	7.700		7.550	10.000	1.300	8.700	23.500	49.500		
			483262	J. Hull	D	8.100	8.000	8.050	7.800	8.100		7.950	10.000		10.000		26.000	
			391386	C. Gurman	C			0.000				0.000			0.000		0.000	
								0.000				0.000			0.000		0.000	
				B			0.000				0.000			0.000	0.000			
				D			0.000				0.000			0.000	0.000			
				C			0.000				0.000			0.000	0.000			
8	D			B			0.000				0.000			0.000	0.000			
				D			0.000				0.000			0.000		0.000		
				C			0.000				0.000			0.000		0.000		
10	C			B			0.000				0.000			0.000	0.000			
				D			0.000				0.000			0.000		0.000		
				C			0.000				0.000			0.000		0.000		



**USA
GYMNASTICS**
Official Scoring Form
Level 8 - Elite
Event Totals

Date: February 14-15, 2015

Event: Women's Pair

Host: WOGA

Level: 12-18

CJP Signature: 

Age Group:

USAG #	Competitor Name	Exercise	CJP Execution	Execution 2	Execution 3	Execution Average	CJP Artistic	Artistic 2	Artistic 3	Artistic Average	Difficulty Score	CJP Deduction	Adjusted Difficulty Score	Exercise Total	Total Score	Place
2501	440971 S. Williamson	B	6.700	7.000		6.850	6.400	6.800		6.600	3.800		3.800	17.250	61.300	1
	445389 R. Chimwala															
WOGA		D	7.300	7.100		7.200	7.500	7.000		7.250	9.600	0.300	9.300	23.750		
		C	5.800	5.900		5.850	6.200	6.500		6.350	9.900	1.800	8.100	20.300		
		B				0.000				0.000				0.000	0.000	
		D				0.000				0.000				0.000		
		C				0.000				0.000				0.000		
		B				0.000				0.000				0.000	0.000	
		D				0.000				0.000				0.000		
		C				0.000				0.000				0.000		
		B				0.000				0.000				0.000	0.000	
		D				0.000				0.000				0.000		
		C				0.000				0.000				0.000		



USA GYMNASTICS
Official Scoring Form
Level 8 - Elite
Event Totals

Date: February 14-15, 2015

Event: Mixed Pair

Host: WOGA

Level: 12-18

CJP Signature: *J. Dupree*

Age Group:

USAG #	Competitor Name	Exercise	CJP Execution	Execution 2	Execution 3	Execution Average	CJP Artistic	Artistic 2	Artistic 3	Artistic Average	Difficulty Score	CJP Deduction	Adjusted Score	Exercise Total	Total Score	Place
2508	951253 M. Marlow	B	8.000	8.300		8.150	7.800	7.700		7.750	10.000		10.000	25.900	76.000	2
	400845 J. McGraw	D	7.700	7.400		7.550	8.200	7.700		7.950	10.000		10.000	25.500		
		C	7.100	7.300		7.200	7.400	7.400		7.400	10.000		10.000	24.600		
2500	443996 L. Webb	B	8.100	8.400		8.250	7.600	7.900		7.750	10.000		10.000	26.000	77.250	1
	955747 G. Osborne	D	8.400	8.400		8.400	7.900	8.200		8.050	10.000		10.000	26.450		
		C	7.800	7.900		7.850	8.100	8.400		8.250	10.000	1.300	8.700	24.800		
2810	590223 A. Blough	B	5.900	6.400		6.150	6.600	6.700		6.650	9.900	1.800	8.100	20.900	66.750	3
	656229 B. Coffey	D	7.200	7.400		7.300	7.000	6.900		6.950	10.000		10.000	24.250		
		C	6.900	7.200		7.050	5.700	5.400		5.550	10.000	1.000	9.000	21.600		
Realis		B				0.000				0.000			0.000	0.000	0.000	
		D				0.000				0.000			0.000	0.000		
		C				0.000				0.000			0.000	0.000		



USA GYMNASTICS
Official Scoring Form
Level 8 - Elite
Event Totals


Date: February 14-15, 2015

Event: Women's Group

Host: WOGA

Level: 12-18

CIP signature:



Age Group:

USAAG #	Competitor Name	Exercise	CJP Execution	Execution 2	Execution 3	Execution Average	CJP Artistic	Artistic 2	Artistic 3	Artistic Average	Difficulty Score	CJP Deduction	Adjusted Difficulty Score	Exercise Total	Total Score	Place
2563	398971 K. Wilana	B	7.700	7.800		7.750	8.100	8.700		8.400	10.000		10.000	26.150	76.450	2
	91187 R. Gupta	D	7.700	7.500		7.600	8.100	8.300		8.200	10.000		10.000	25.800		
	398303 C. Jones	C	6.900	7.100		7.000	8.000	7.800		7.900	9.900	0.300	9.600	24.500		
2511	376831 A. Delgado	B	7.900	8.000		7.950	8.500	8.800		8.650	10.000	0.300	9.700	26.300	79.350	1
	302380 G. Foster	D	8.000	8.200		8.100	8.500	8.900		8.700	10.000		10.000	26.800		
	444971 C. Kickirillo	C	7.900	8.200		8.050	8.300	8.100		8.200	10.000		10.000	26.250		
AGSA		B				0.000				0.000			0.000	0.000	0.000	
		D				0.000				0.000			0.000	0.000		
		C				0.000				0.000			0.000	0.000		
		B				0.000				0.000			0.000	0.000		
		D				0.000				0.000			0.000	0.000		
		C				0.000				0.000			0.000	0.000		
		B				0.000				0.000			0.000	0.000		
		D				0.000				0.000			0.000	0.000		
		C				0.000				0.000			0.000	0.000		



USA
GYMNASTICS
Official Scoring Form
Level 8 - Elite
Event Totals


Date: February 14-15, 2015

Event: Women's Pair

Host: WOGA

Level : 13-19

CJP Signature:



Age Group:

USAG #	Competitor Name	Exercise	CJP Execution	Execution 2	Execution 3	Execution Average	CJP Artistic	Artistic 2	Artistic 3	Artistic Average	Difficulty Score	CJP Deduction	Adjusted Difficulty Score	Exercise Total	Total Score	Place
2562	256259 S. Sevellon	B	6.000	6.300		6.150	7.000	7.500		7.250	10.000	1.800	8.200	21.600	68.900	1
	122922 H. Vachon															
ATA		D	7.200	7.000		7.100	8.300	8.200		8.250	8.900		8.900	24.250		
		C	6.500	6.400		6.450	6.800	7.000		6.900	10.000	0.300	9.700	23.050		
		B				0.000				0.000			0.000	0.000	0.000	
		D				0.000				0.000			0.000	0.000		
		C				0.000				0.000			0.000	0.000		
		B				0.000				0.000			0.000	0.000	0.000	
		D				0.000				0.000			0.000	0.000		
		C				0.000				0.000			0.000	0.000		
		B				0.000				0.000			0.000	0.000	0.000	
		D				0.000				0.000			0.000	0.000		
		C				0.000				0.000			0.000	0.000		



USA GYMNASTICS
 Official Scoring Form
 Level 8 - Elite
 Event Totals

Date: February 14-15, 2015

Event: Women's Pair

Host: WOGA

Level: Senior WP

CJP Signature:



Age Group:

USAG #	Competitor Name	Exercise	CJP Execution	Execution 2	Execution 3	Execution Average	CJP Artistic	Artistic 2	Artistic 3	Artistic Average	Difficulty Score	CJP Deduction	Adjusted Difficulty Score	Exercise Total	Total Score	Place
2507	228304 M. Mervarth	B	8.300	8.200		8.250	8.700	9.000		8.850	10.190	0.300	9.890	26.990	81.210	1
	254053 J. Renteria	D	8.400	8.200		8.300	8.600	8.800		8.700	10.120		10.120	27.120		
AGSA		C	8.700	8.500		8.600	9.000	9.100		9.050	9.450		9.450	27.100	81.210	1
		B				0.000				0.000			0.000	0.000		
		D				0.000				0.000			0.000	0.000		
		C				0.000				0.000			0.000	0.000	81.210	1
		B				0.000				0.000			0.000	0.000		
		D				0.000				0.000			0.000	0.000		
		C				0.000				0.000			0.000	0.000	81.210	1
		B				0.000				0.000			0.000	0.000		
		D				0.000				0.000			0.000	0.000		
		C				0.000				0.000			0.000	0.000	81.210	1
		B				0.000				0.000			0.000	0.000		
		D				0.000				0.000			0.000	0.000		
		C				0.000				0.000			0.000	0.000	81.210	1
		B				0.000				0.000			0.000	0.000		
		D				0.000				0.000			0.000	0.000		
		C				0.000				0.000			0.000	0.000	81.210	1
		B				0.000				0.000			0.000	0.000		
		D				0.000				0.000			0.000	0.000		
		C				0.000				0.000			0.000	0.000	81.210	1
		B				0.000				0.000			0.000	0.000		
		D				0.000				0.000			0.000	0.000		



USA GYMNASTICS
 Official Scoring Form
 Level 8 - Elite
 Event Totals

Date: February 14-15, 2015

Event: Mixed Pair

Host: WOGA

Level: Senior Elite

CIP Signature:

Age Group:

USAG #	Competitor Name	Exercise	CIP Execution	Execution 2	Execution 3	Execution Average	CIP Artistic	Artistic 2	Artistic 3	Artistic Average	Difficulty Score	CIP Deduction	Adjusted Score	Exercise Total	Total Score	Place
2803	488580 T. Williams	B	8.400	8.000		8.200	8.200	8.500		8.350	9.760		9.760	26.310	77.040	1
	914137 A. Osborne	D	6.800	7.000		6.900	8.000	7.500		7.750	10.260		10.260	24.910		
		C	7.800	7.700		7.750	8.400	8.000		8.200	9.870		9.870	25.820		
		B				0.000				0.000			0.000	0.000		
		D				0.000				0.000			0.000	0.000		
		C				0.000				0.000			0.000	0.000		
		B				0.000				0.000			0.000	0.000		
		D				0.000				0.000			0.000	0.000		
		C				0.000				0.000			0.000	0.000		
		B				0.000				0.000			0.000	0.000		
		D				0.000				0.000			0.000	0.000		
		C				0.000				0.000			0.000	0.000		